Sauter GmbH
Tieringerstr. 11-15
D-72336 Balingen
E-Mail: info@sauter.eu
Tel: +49-[0]7433- 9976-174
Fax: +49-[0]7433-9976-285
Internet: www. sauter.eu

Instruction Manual
TVL

Herzlichen Glückwunsch zum Erwerb eines Prüfstandes Thank you for buying a SAUTER test stand. We hope you are pleased with your high quality test stand with its big functional range. If you have any queries, wishes or helpful suggestions, do not hesitate to call our service number.

1. Included in delivery

- SAUTER TVL
- Various hooks

2. Warning

Intended use
The instrument you have acquired serves to determine the measuring value of the material to be measured. It is intended to be used as a “non-automatic“ instrument, i.e. the material to be measured is manually and carefully attached at the instrument. The measuring value can be read off after a stable measuring value has been obtained.

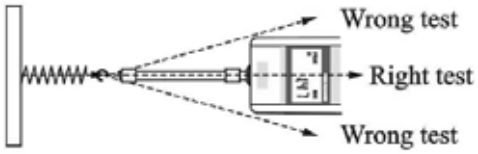

3. Technical Specifications

Capacity: up to 500 Newton

Travel distance per knob rotation (stroke) : 3,1 mm
Weight: 8,6 kg
Max Travel: 297 mm from base plate
Height : 495 mm / Lenght : 235 mm / Depth: 150 mm
Height of upper hook above base plate: 460 mm

Length measuring unit:
Scale length: 200 mm
precision: 0,01 mm

switches :

- ON/0: switch on Zero position
- Min/In: switchover from millimeter to inch
- ▲: Manual preselection of length, upward
- ▼: manual preselection of length, downward

Horizontal Adjustment of test stand through turn-over and hight adjustment with Level screw M6.

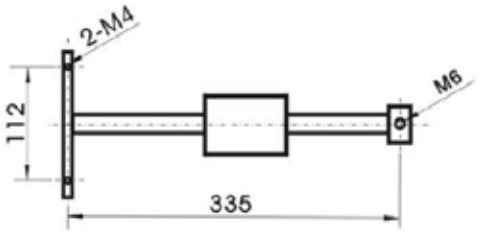

Horizontal Install

4. Attaching the force gauge

With four M 3 Screws

Sauter GmbH
Tieringerstr. 11-15
D-72336 Balingen
E-Mail: info@sauter.eu

Tel: +49-[0]7433- 9976-174
Fax: +49-[0]7433-9976-285
Internet: www. sauter.eu

Instruction Manual
TVL
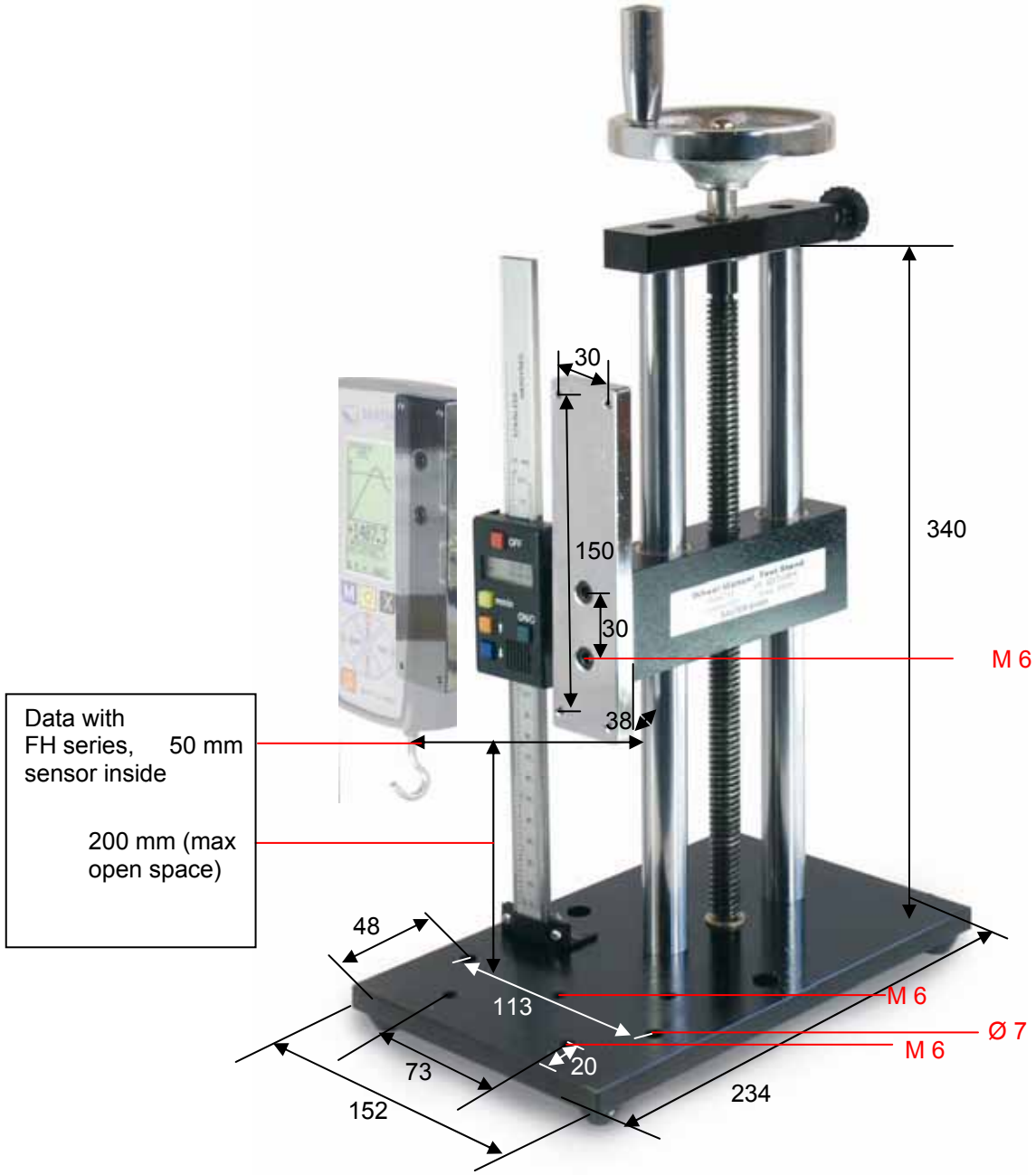
Dimensions in mm