



**KERN & Sohn GmbH**

Ziegelei 1

D-72336 Balingen

E-Mail: [info@kern-sohn.com](mailto:info@kern-sohn.com)

Tel: +49-[0]7433- 9933-0

Fax: +49-[0]7433-9933-149

Internet: [www.kern-sohn.com](http://www.kern-sohn.com)

# Operating instruction


## Pocket balance

### KERN TCE

Version 1.0

11/2004

GB



TCE-BA-e-0410



# KERN TCE

Version 1.0 11/2004

## Operating instruction Pocket balance



---

---


### 1. Technical Data

- Weighing range: 200 g
- readability d: 0.1 g
- operating conditions: 10 – 30 °C  
max. 85% air humidity (not condensing)
- power supply: batteries 2 x LR44

### 2. Operation

- Press the ON/OFF key  ; the balance displays “8888” and switches to “0”.
- Place the weighing object in the middle of the weighing platform; the weight in grams is shown on the display.
- By pressing  the balance can be reset to “0”.

### 1. Adjustment

- By pressing  for 3 seconds until “CAL” appears on the display.
- Let loose the ON/OFF-key; the display shows “100”.
- Place a 100 g adjusting weight (class M3) on the weighing platform.
- The display switches to “F” and the adjustment is complete.
- If other messages are on the display, the adjustment was faulty. Please repeat the adjustment process.

### 2. Important Notes

- Do not overload the balance (when overloaded, error message “E” appears)
- With the occurrence of electromagnetic fields deviations of the displayed weight value are possible. In case of deviations change location.
- Avoid high air humidity, vapours and dust, because the balance is not hermetically closed. Do not bring the balance in direct contact with liquids. Liquids could enter the load cell.
- No permanent load on the weighing platform.
- Never operate the balance in rooms where danger of explosion exists.
- Regularly check the balance with the test weight.
- **Warranty expires as soon as the balance is opened.**